



ಬೃಹತ್ ಬೆಂಗಳೂರು ಮಹಾನಗರ ಪಾಲಿಕೆ
Bruhat Bengaluru Mahanagara Palike



BBMP COVID-19 WAR ROOM 05.10.2021



ABSTRACT OF COVID-19 CASES IN BENGALURU



	MALE	FEMALE	TRANSGENDER	MALE	FEMALE	TRANSGENDER	TOTAL	
	Last 24 Hours	Last 24 Hours	Last 24 Hours	Cumulative	Cumulative	Cumulative	Last 24 Hours	Cumulative
Positive Cases	112	89	0	7,45,198	5,02,106	155	201	12,47,459
Recovered Cases	102	136	0	7,31,286	4,92,254	146	238	12,23,686
Death Cases	2	2	0	10,236	5,934	4	4*	16,174
Total Tests Done	In Last 24 hrs : 54,989					Cumulative : 2,03,53,400		
ACTIVE CASES					7,599			

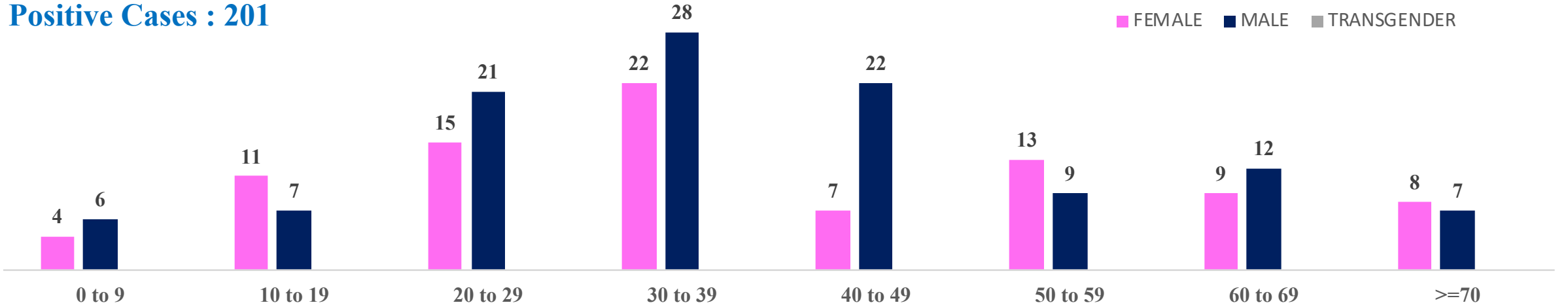
*Covid deaths occurred today : 01 | Covid deaths occurred beyond last 24 hrs., reported today : 03



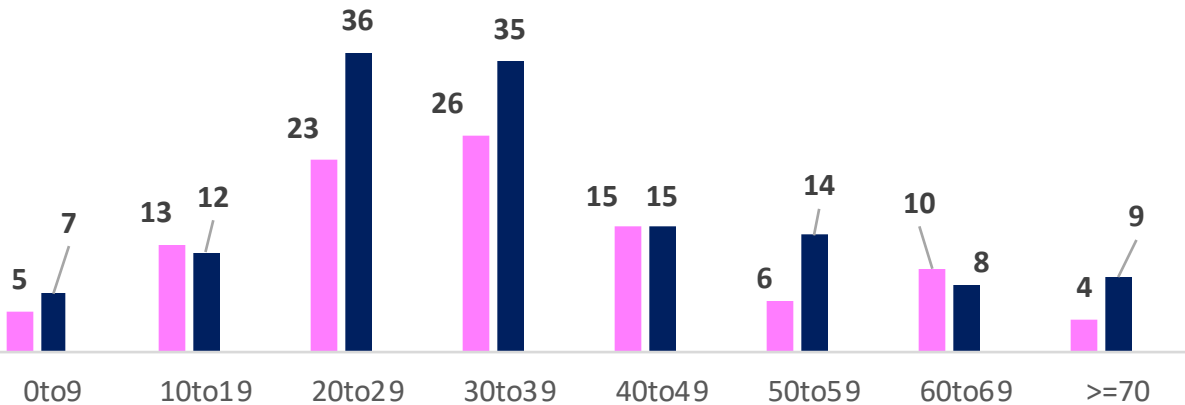
LAST 24 HOURS AGE GROUP AND GENDER WISE DISTRIBUTION



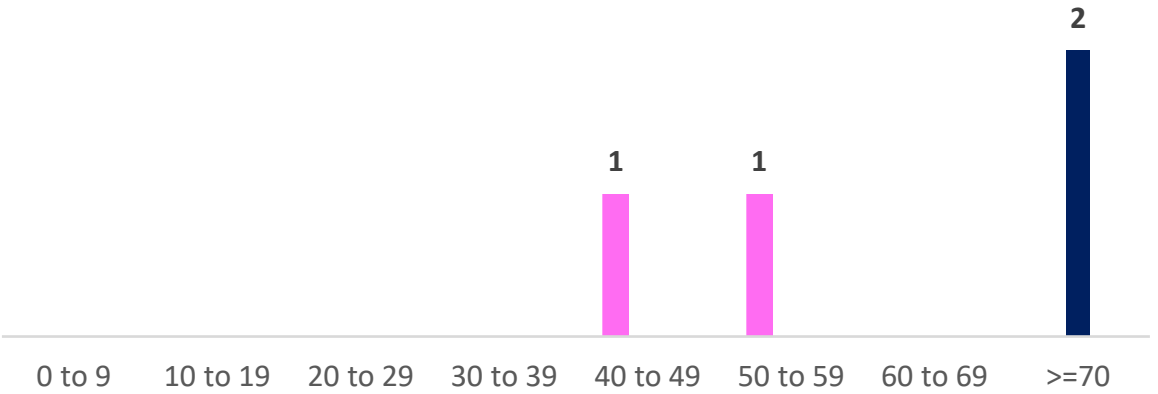
Positive Cases : 201



Recovered Cases : 238



Death Cases : 4





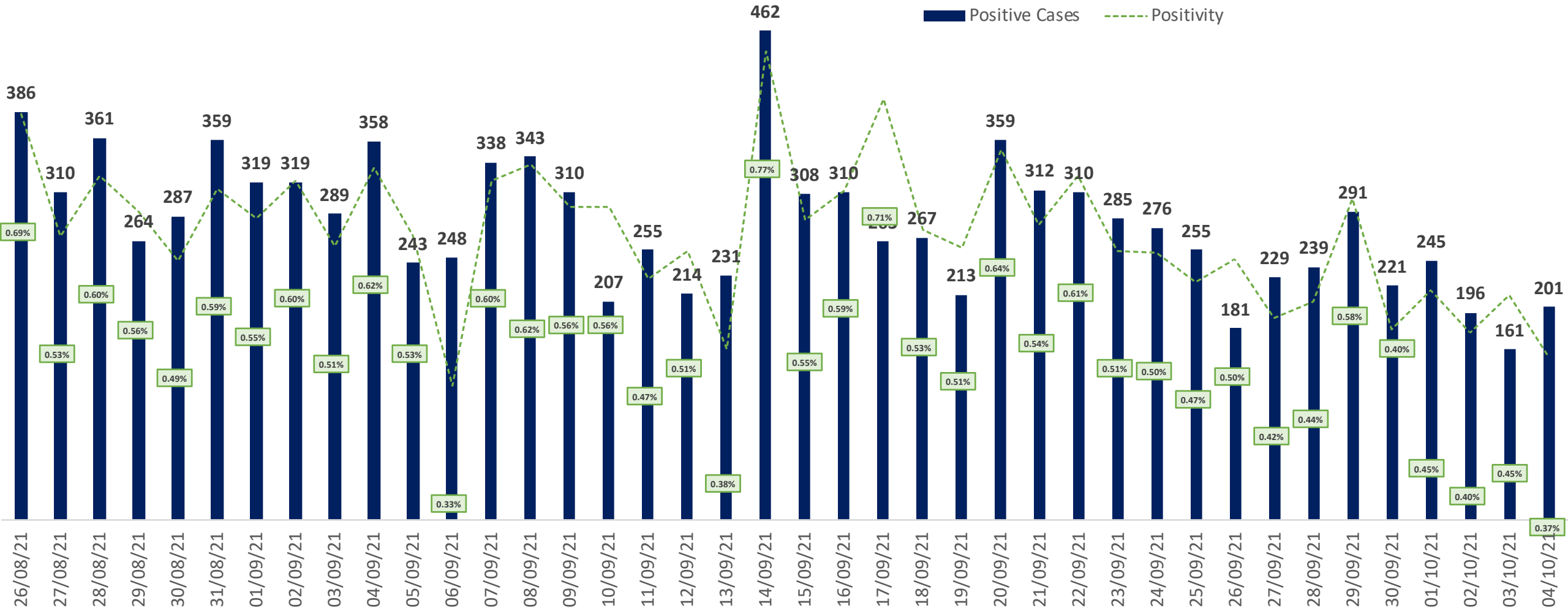
SNAPSHOT OF BENGALURU COVID-19 CASES IN LAST 8 WEEKS



	10-08-2021 To 16-08-2021	17-08-2021 To 23-08-2021	24-08-2021 To 30-08-2021	31-08-2021 To 06-09-2021	07-09-2021 To 13-09-2021	14-09-2021 To 20-09-2021	21-09-2021 To 27-09-2021	28-09-2021 To 04-10-2021
Total Positive Cases	2,415	2,089	2,236	2,135	1,898	2,182	1,848	1,559
Total Recovered Cases	2,667	2,401	2,357	2,468	1,800	1,986	1,679	1,348
Total Death Cases	33	19	23	42	25	44	39	30
Case Fatality Rate	1.37%	0.91%	1.03%	1.97%	1.32%	2.02%	2.11%	1.92%
Total Tests Conducted	4,25,792	4,12,950	4,05,213	4,08,851	3,61,361	3,54,121	3,66,391	3,53,933
Positivity Rate	0.57%	0.51%	0.55%	0.52%	0.53%	0.62%	0.50%	0.44%

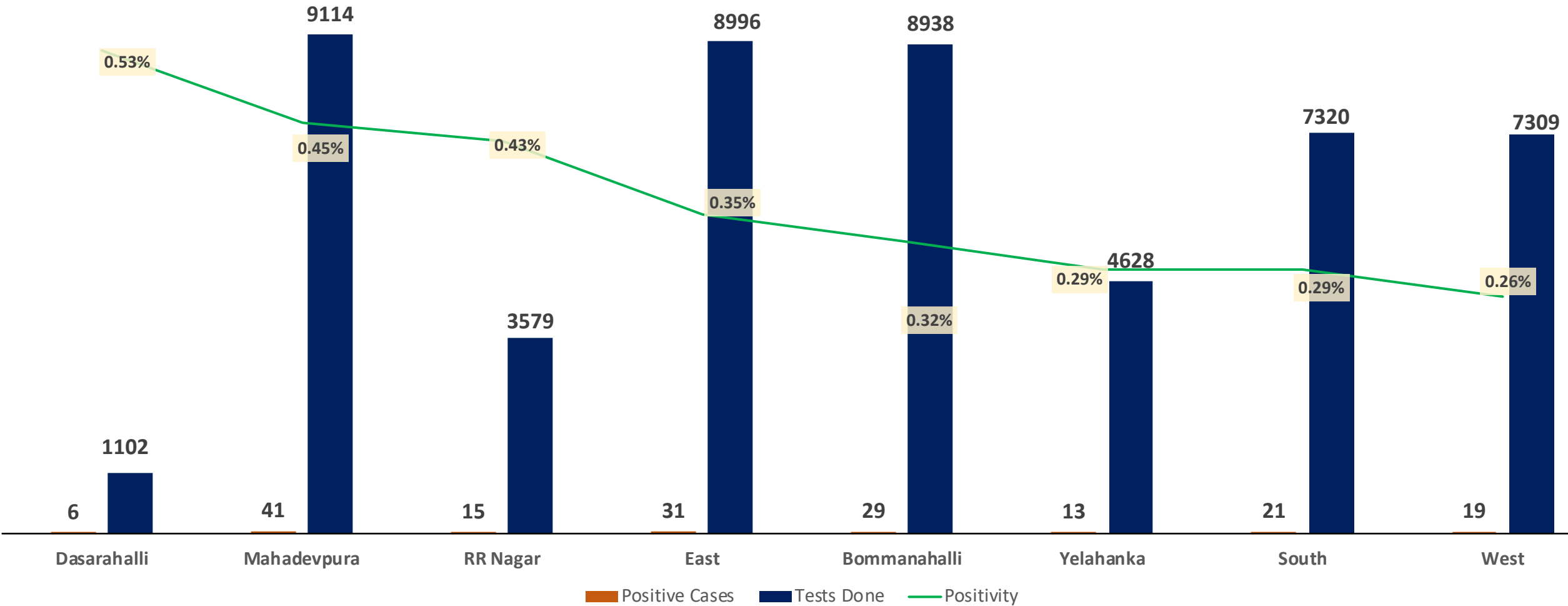


POSITIVITY RATE OF BENGALURU – LAST 40 DAYS



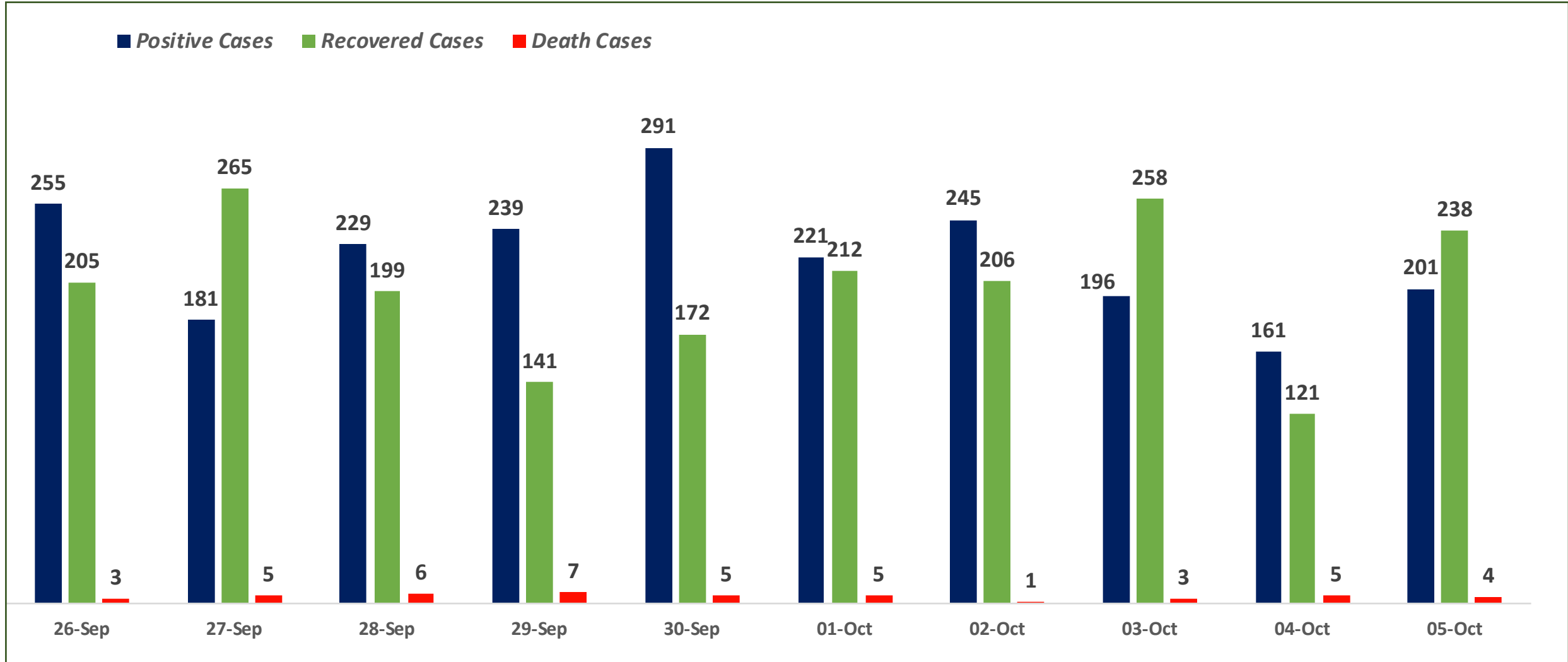


ZONE WISE AVERAGE POSITIVITY TREND FOR LAST WEEK





SNAPSHOT OF POSITIVE, RECOVERED AND DEATH CASES OVER LAST 10 DAYS ACROSS BBMP ZONES

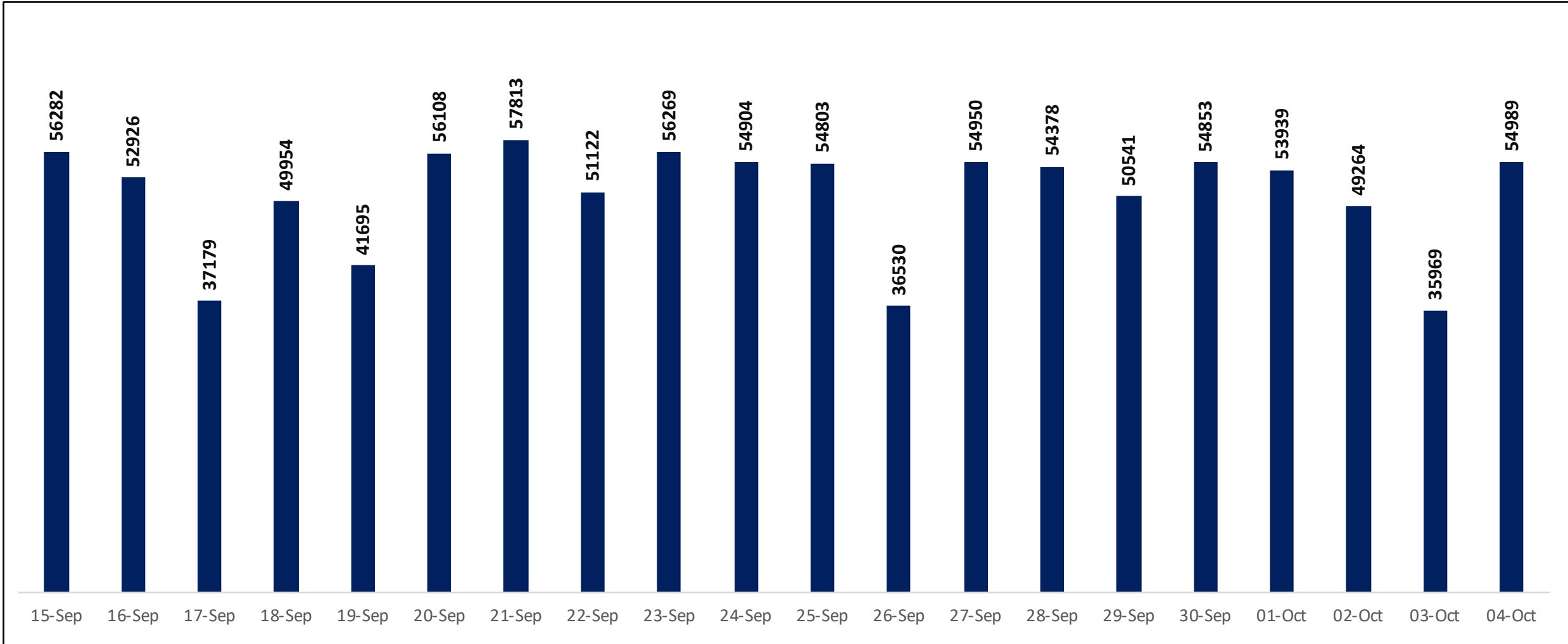




TESTING TRENDS IN BENGALURU

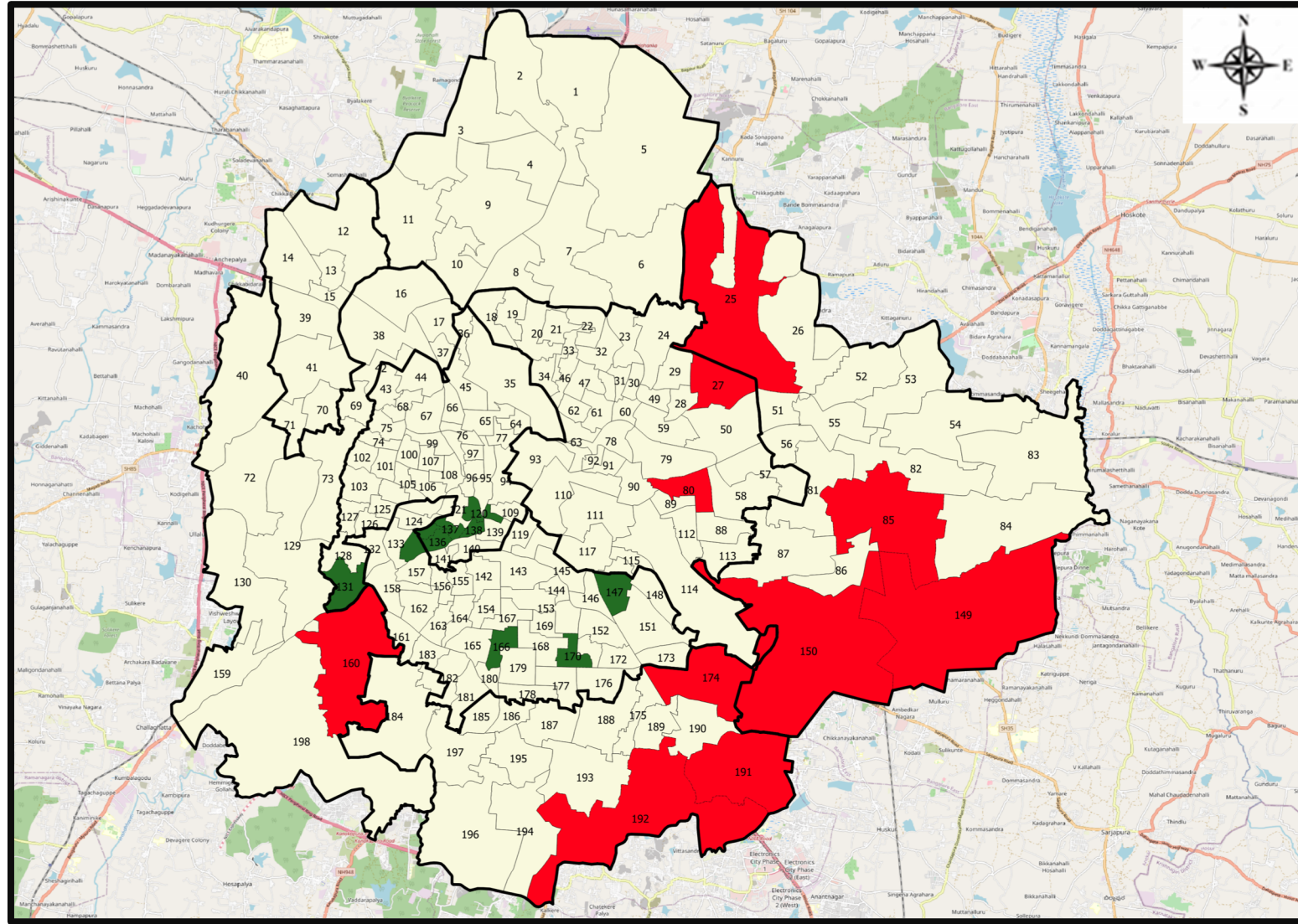


Total Test Conducted Till Date	Test Conducted Last 24 hours
2,03,53,400	54,989





BENGALURU URBAN MAP SHOWING TREND OF POSITIVE CASES IN LAST 10 DAYS



Top 10 wards reporting highest number of positive cases in last 10 days

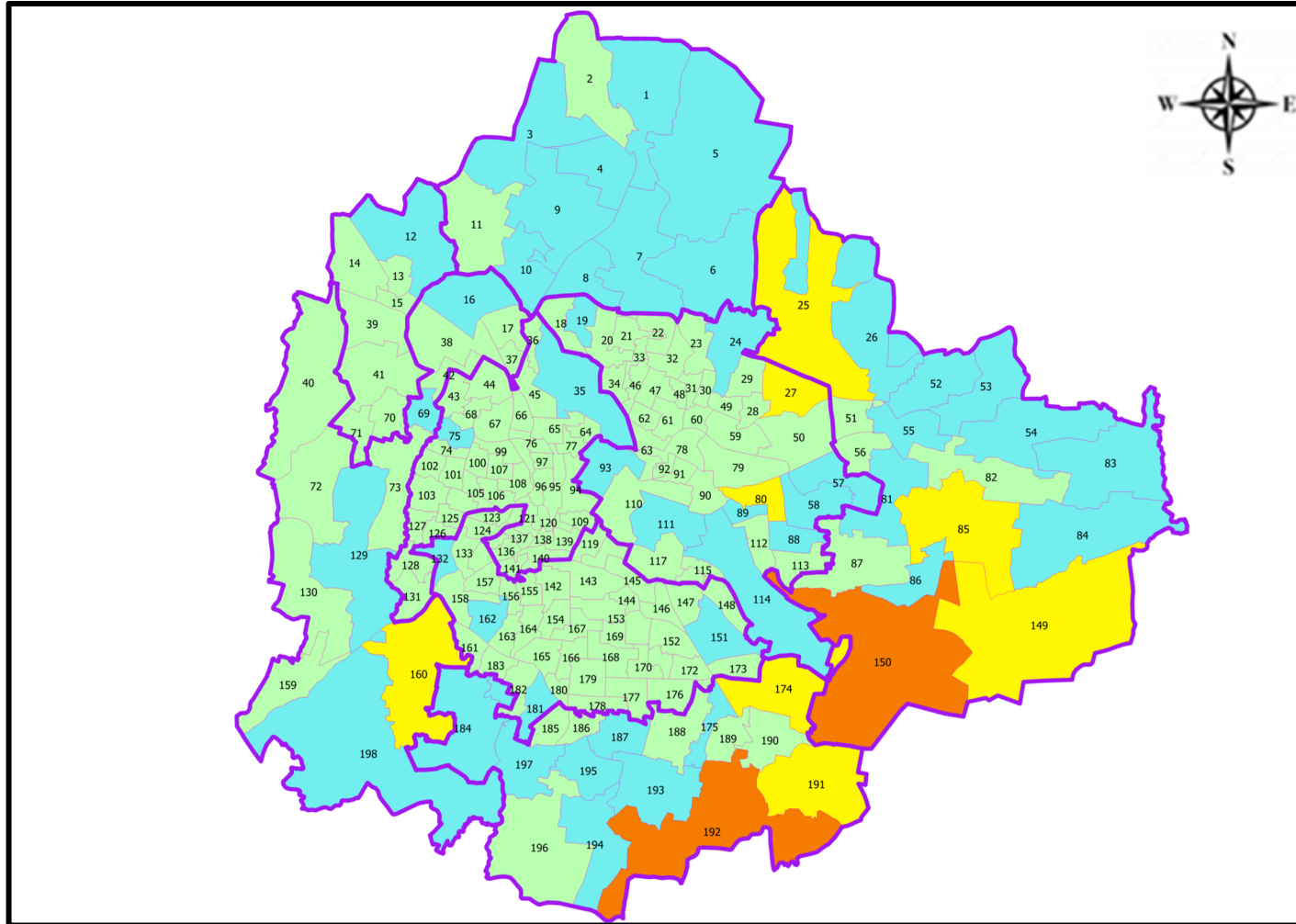
Ward No.	Ward Name	Daily Cases Average
150	Bellanduru	6
192	Begur	6
25	Horamavu	5
85	Dodda Nekkundi	5
149	Varthuru	4
191	Singasandra	4
160	Rajarajeshwari Nagar	4
80	Hoysala Nagar	3
174	HSR Layout	3
27	Banasavadi	3







Top 10 wards reporting least number of positive cases in last 10 days

Ward No.	Ward Name	Daily Cases Average
120	Cottonpete	0
131	Nayandahalli	0
134	Bapuji Nagar	0
135	Padarayanapura	0
136	Jagajivanram Nagar	0
137	Rayapura	0
138	Chalavadipalya	0
147	Adugodi	0
166	Karisandra	0
170	Jayanagar East	0



BENGALURU MAP SHOWING INTENSITY OF POSITIVE CASES IN LAST 10 DAYS



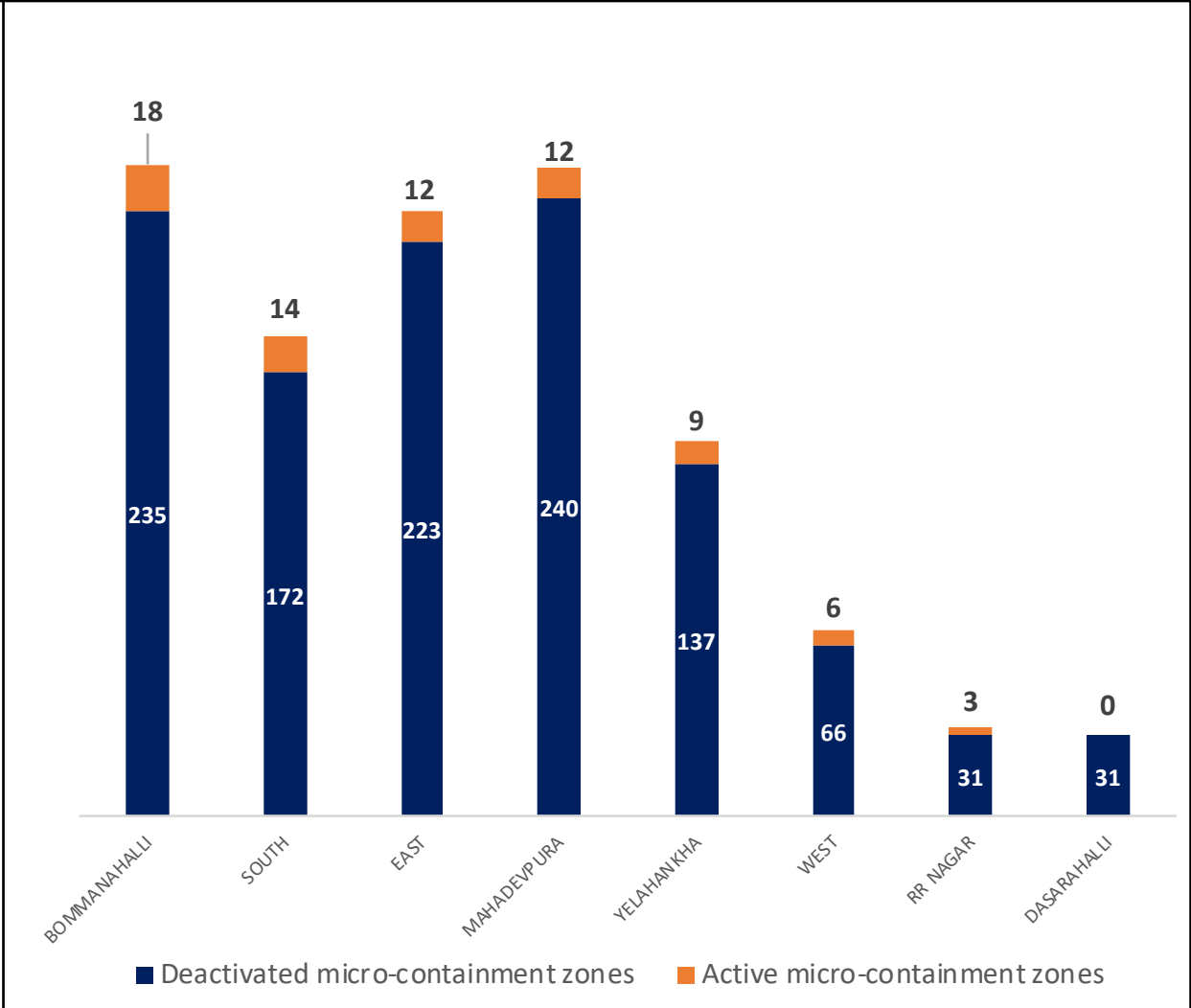
-  **Level 1 : 0 to 10 Cases**
-  **Level 2 : 10 to 25 Cases**
-  **Level 3 : 25 to 50 Cases**
-  **Level 4 : 50 to 100 Cases**
-  **Level 5 : Above 100 Cases**
-  **Zone Boundaries**



CONTAINMENT ZONE DETAILS



ZONE	TOTAL DECLARED	TOTAL DEACTIVATED	TOTAL ACTIVE
BOMMANAHALLI	253	235	18
SOUTH	186	172	14
EAST	235	223	12
MAHADEVPURA	252	240	12
YELAHANKHA	146	137	9
WEST	72	66	6
RR NAGAR	34	31	3
DASARAHALLI	31	31	0
TOTAL	1209	1135	74





COVID BED STATUS AS ON 05.10.2021

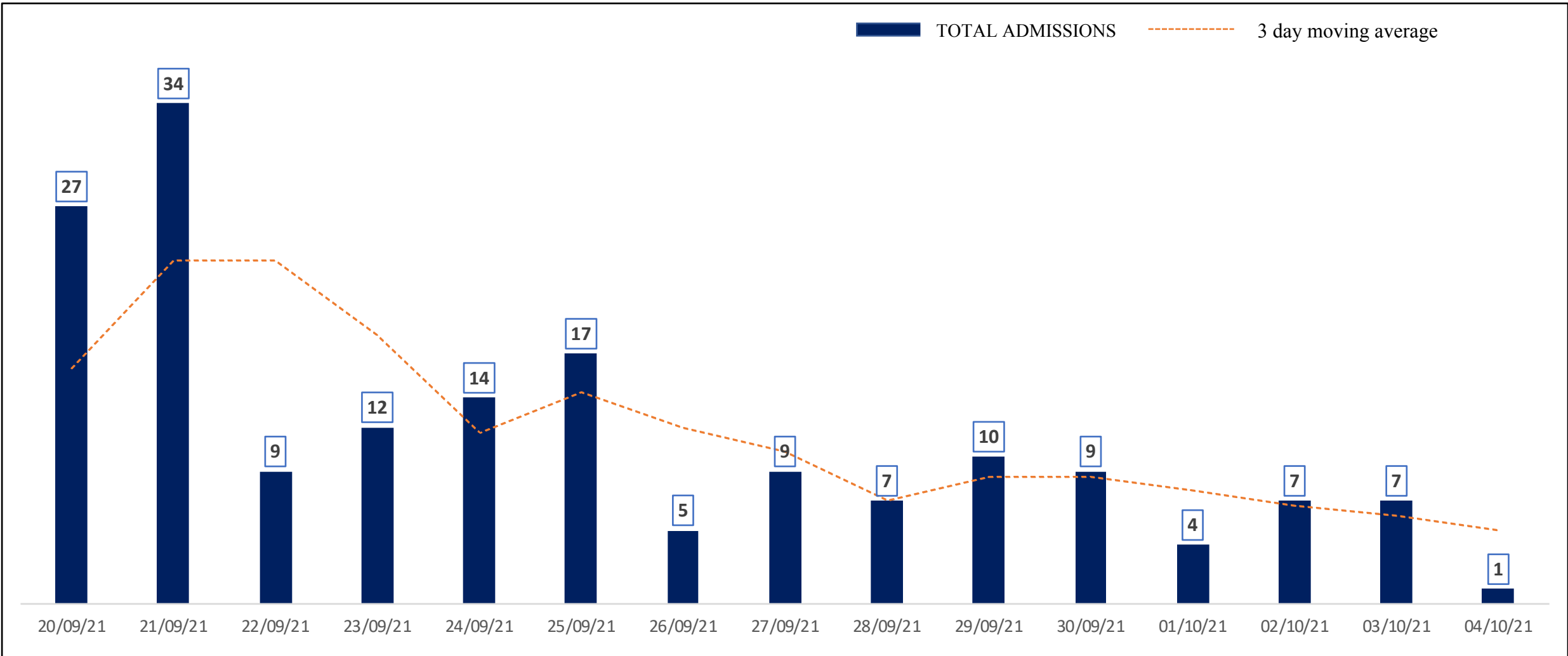


SR. NO.	Facility Type	No. of Hospital	Total Allocated Beds for C+ Patients					Occupied Beds for C+ Patients					Net Available Beds for C+ Patients				
			Gen Beds	HDU	ICU Beds	ICU-V	Total	Gen Beds	HDU	ICU Beds	ICU-V	Total	Gen Beds	HDU	ICU Beds	ICU-V	Total
1	Government Medical Colleges	4	20	621	53	76	770	2	9	2	4	17	18	612	51	72	753
2	Government Hospitals	16	664	210	65	127	1,066	9	14	3	3	29	655	196	62	124	1,037
3	Covid Care Centers	7	265					17					248				
Total Beds		27	949	831	118	203	2,101	28	23	5	7	63	921	808	113	196	2,038

* Status as on 05.10.2021 – 6:00 PM



HOSPITAL & CCC ADMISSIONS LAST 15 DAYS TREND



* Only Government Quota Admissions through CHBMS considered

* Only Fresh Admissions considered

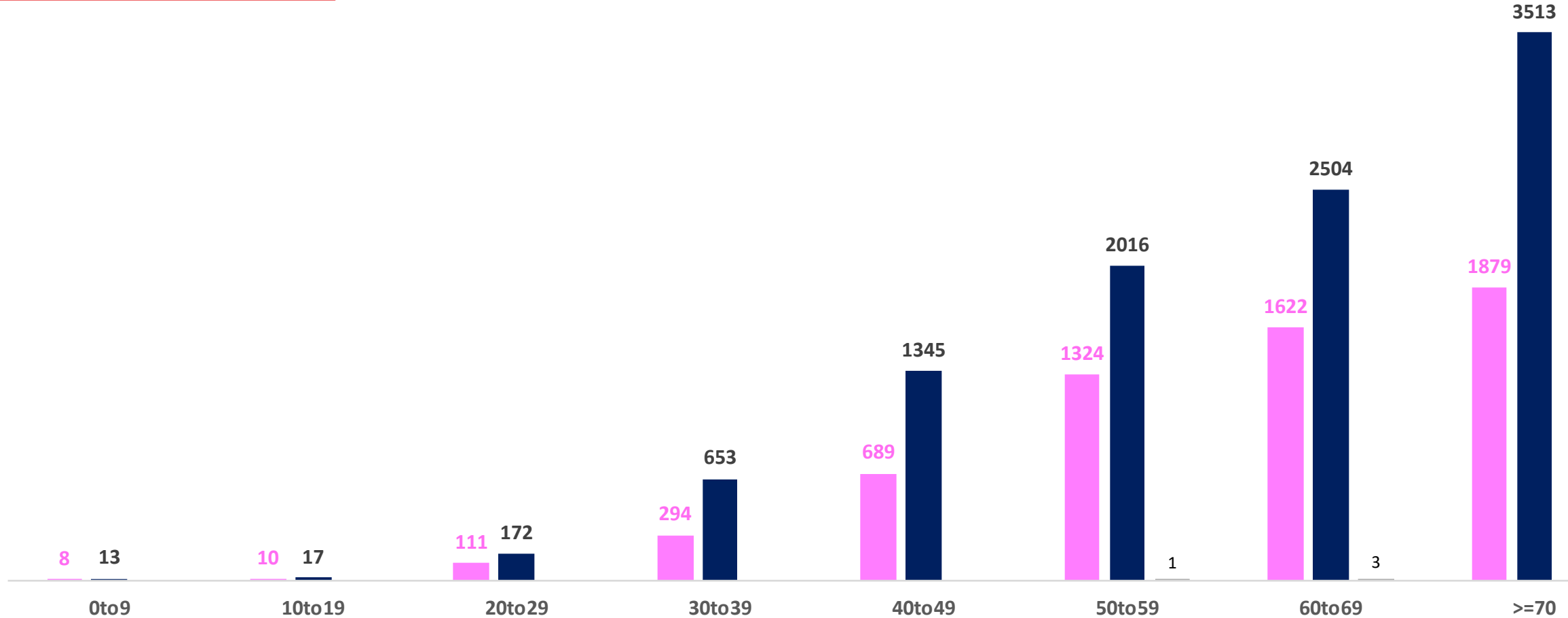


AGE AND GENDER WISE DISTRIBUTION OF DEATH CASES



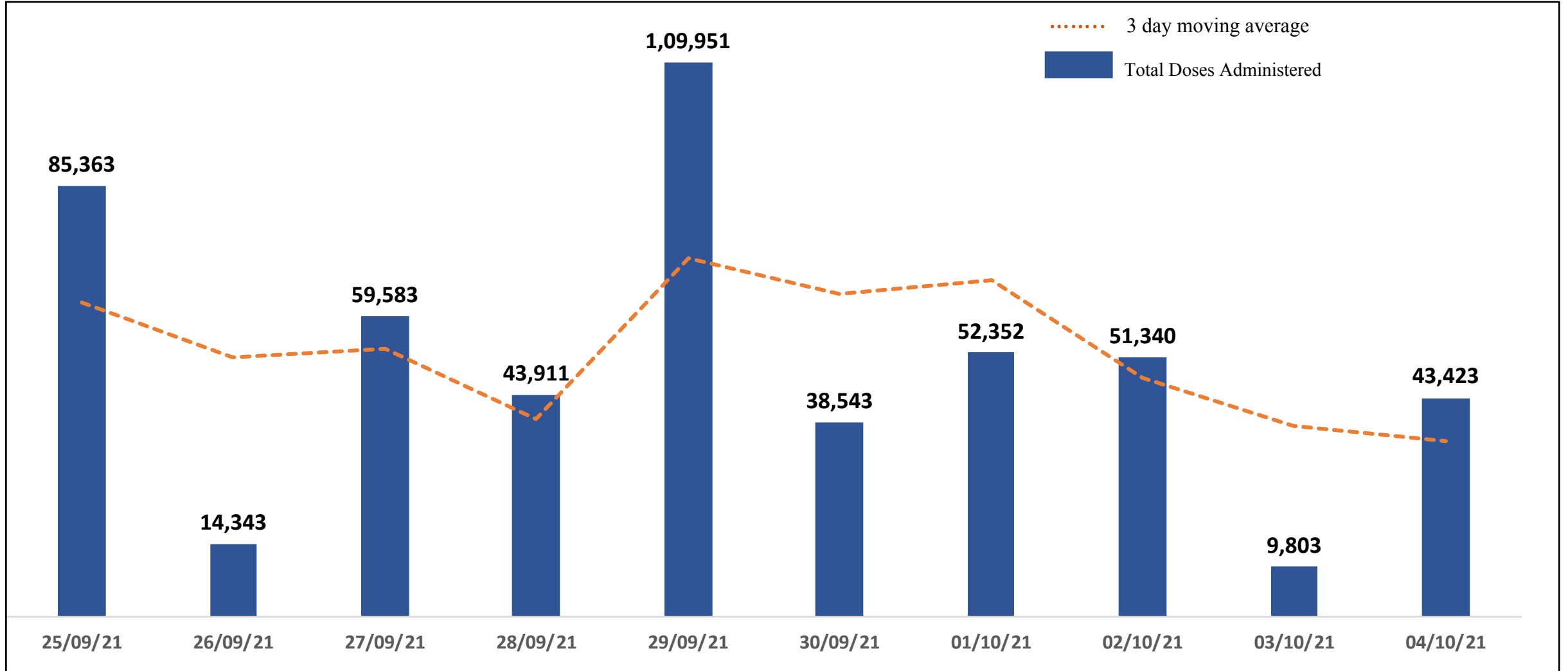
Death Cases: 16,174

Female Male Transgender





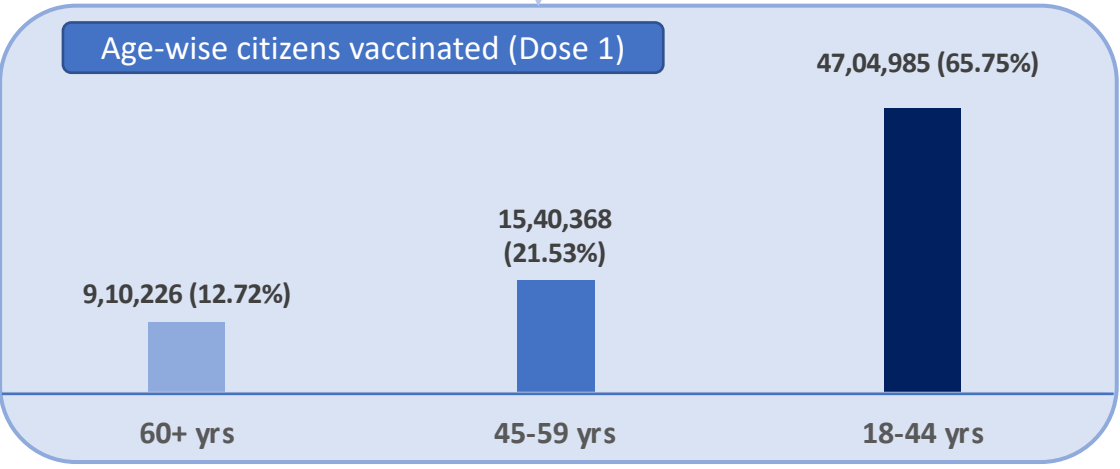
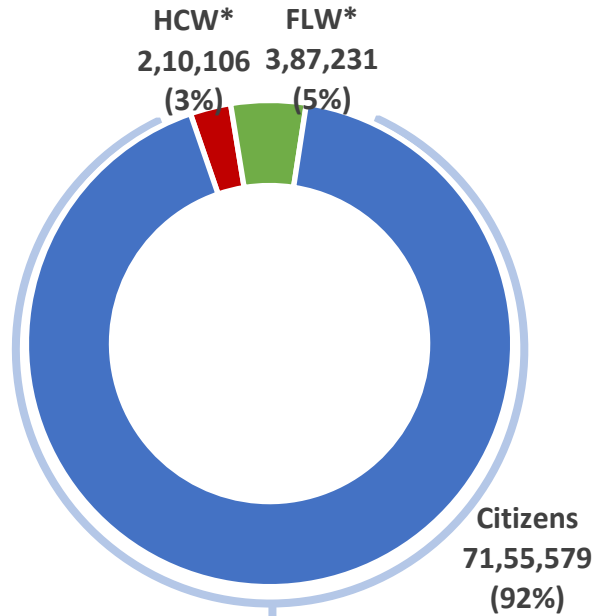
TOTAL VACCINE DOSES ADMINISTERED IN LAST 10 DAYS



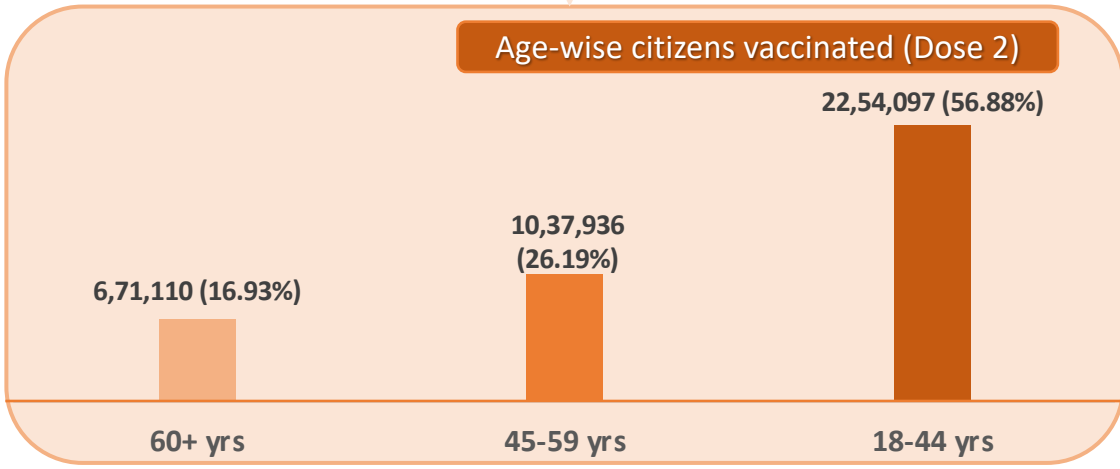
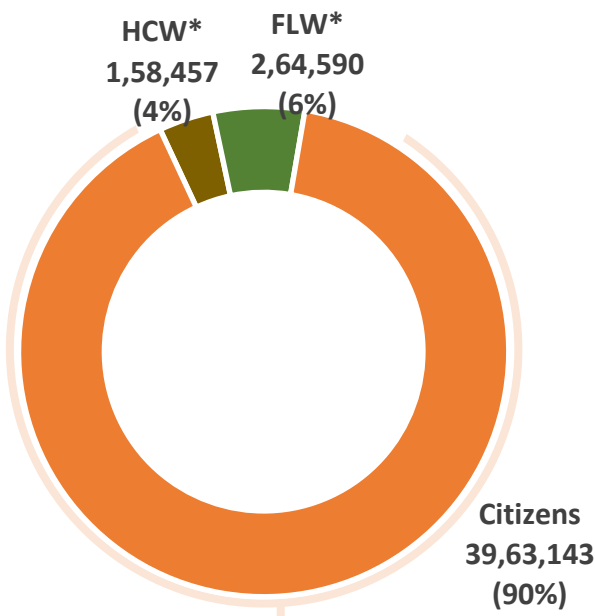


CATEGORY WISE CUMULATIVE VACCINATION IN BBMP

Dose 1



Dose 2



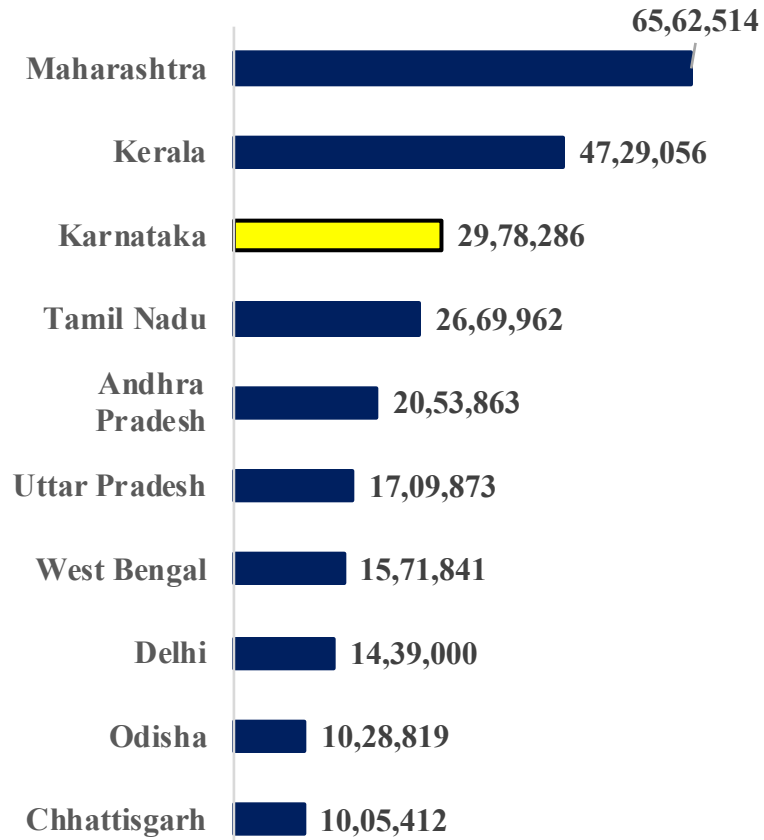
*HCW : Health Care Workers
*FLW : Front Line Workers



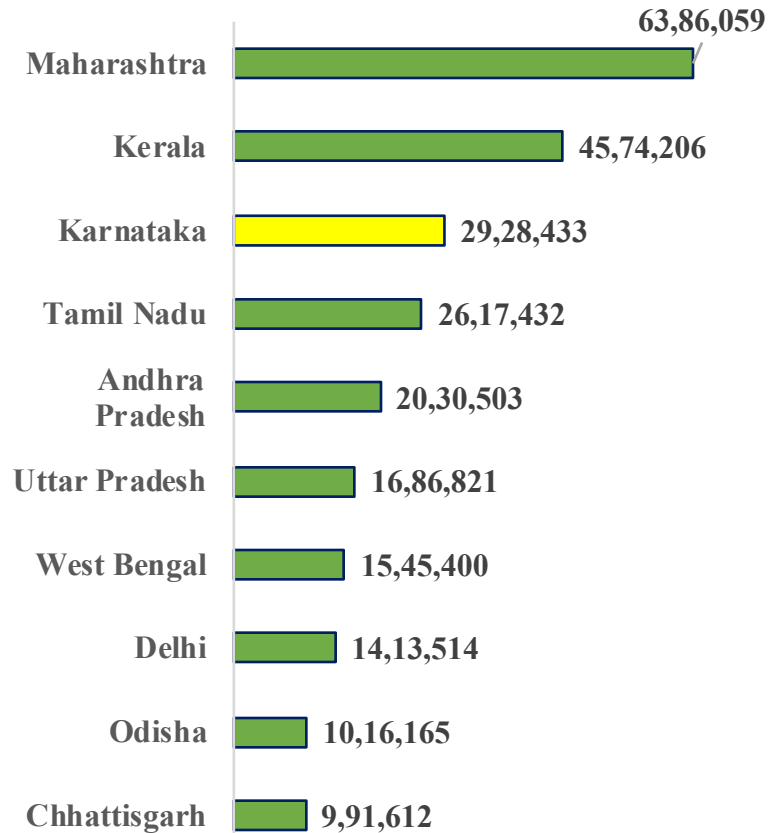
TOP 10 COVID19 AFFECTED INDIAN STATES



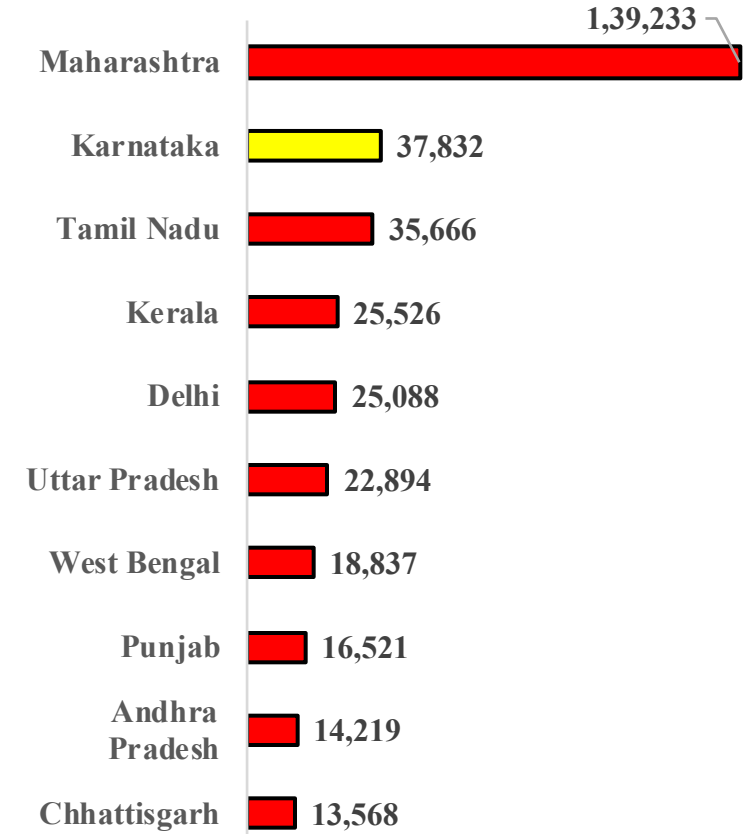
Total Positive Cases



Total Recovered Cases



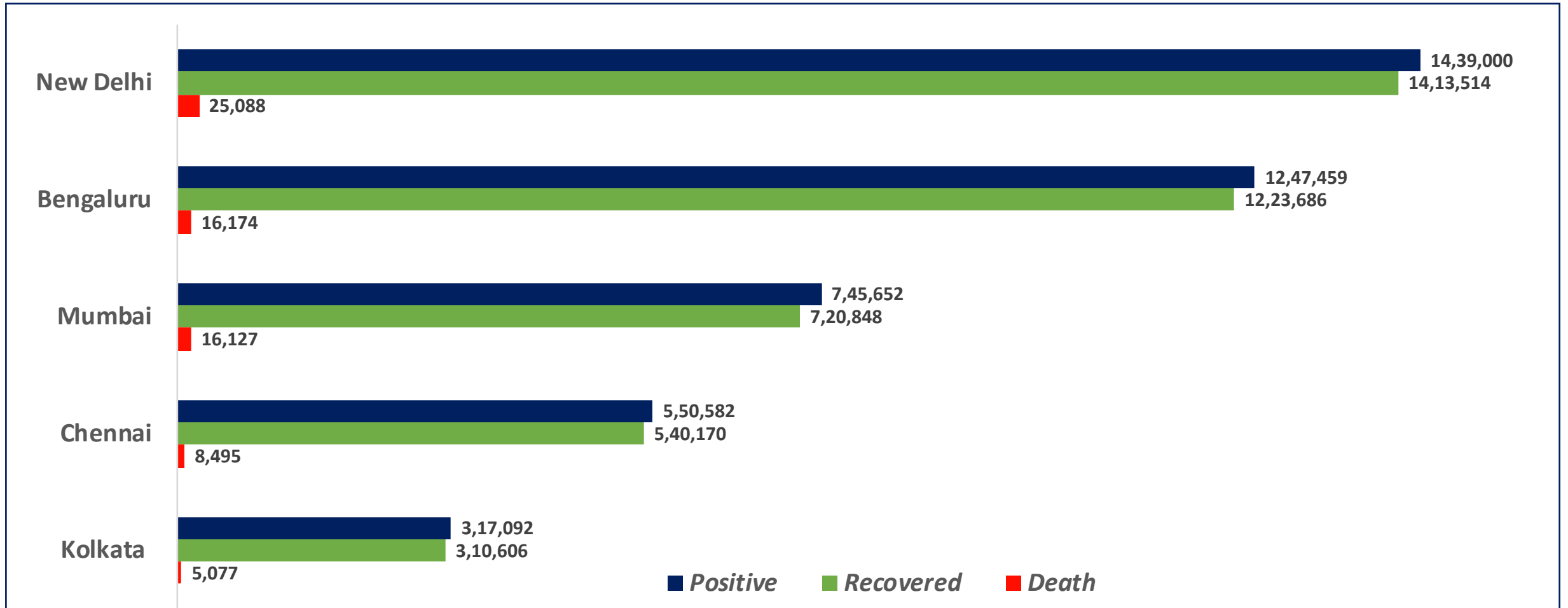
Total Death Cases



Source : <https://www.covid19india.org/> at 5:20 pm (05.10.2021)



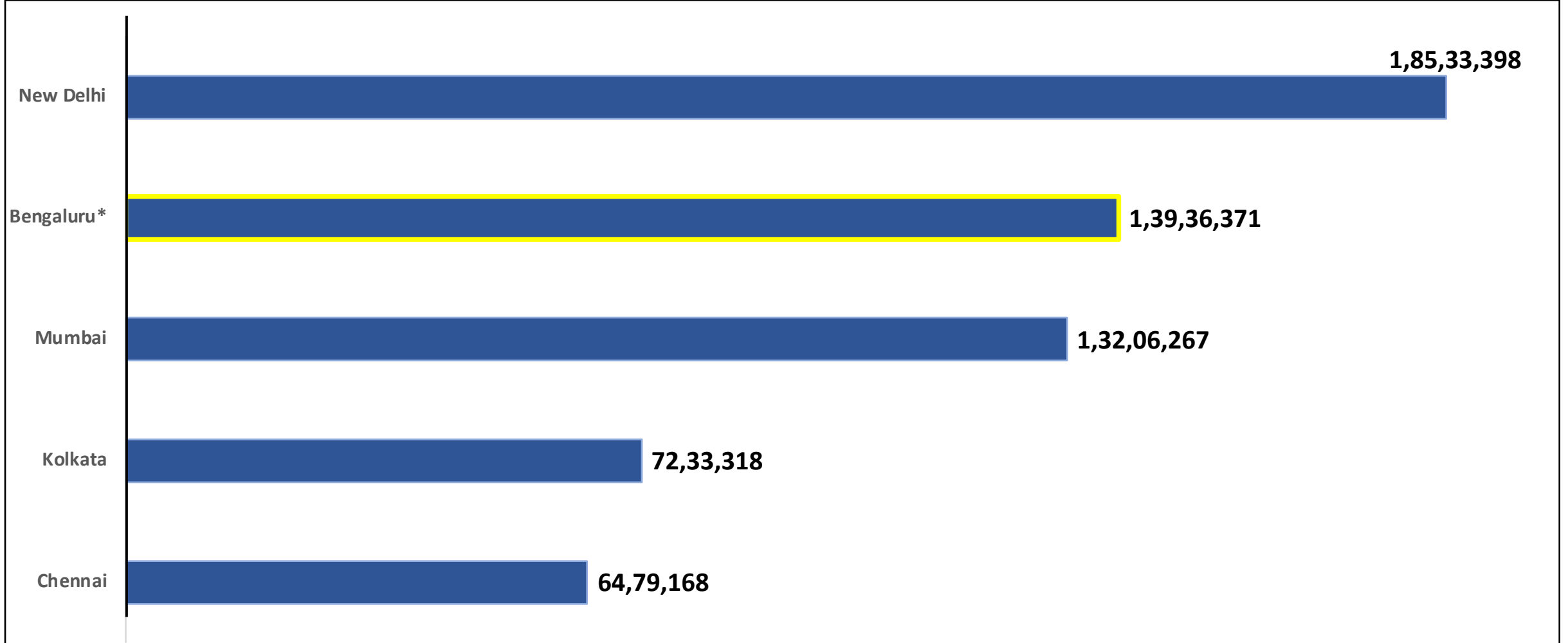
BENGALURU AND OTHER METROPOLITAN CITIES



Source : <https://www.covid19india.org/> at 5:20 pm (05.10.2021)



VACCINE DOSES ADMINISTERED IN BENGALURU AND OTHER METROPOLITAN CITIES



Source : <https://dashboard.cowin.gov.in/> at 5:20 pm (05.10.2021)

*includes BBMP & Bengaluru Urban



SNAPSHOT OF COVID-19 CASES IN BENGALURU URBAN



**Total Wards With
< =10 Cases* :
141**

**Tests Conducted
On 04.10.2021:
54,989**

**Recovery
Rate:
98.09%**

**Total
Active Cases :
7,599**

**Total Vaccinated on
04.10.2021:
43,423**

**Positivity
Rate* :
0.44%**

**Active
Rate:
0.61%**

**Case
Fatality Rate* :
1.92%**



*Total positive cases In the past 10 days

*CFR and positivity is for Past 7 days



ಬೃಹತ್ ಬೆಂಗಳೂರು ಮಹಾನಗರ ಪಾಲಿಕೆ
Bruhat Bengaluru Mahanagara Palike



Download BBMP Bulletin	https://apps.bbmpgov.in/covid19/mediabulletin.php
For BBMPCovid19 Bed Status:	https://apps.bbmpgov.in/covid19/en/Bedstatus.php
To register for vaccination :	https://selfregistration.cowin.gov.in/
BBMP COVID19 Dashboard:	https://apps.bbmpgov.in/covid19/
Follow us on:	 www.facebook.com/bbmp.comm1/
	 twitter.com/BBMPCOMM

Issued by:

Honorable Chief Commissioner, BBMP
Special Commissioner Health & IT, BBMP
MD, Bengaluru Smart City Limited

THANK YOU !



KARNATAKA BEST STATE IN COVID-19 MANAGEMENT
India Today Healthgiri Award

Department of Health and Family Welfare

Shri Narendra Modi
Hon'ble Prime Minister

Through the COVID-19 global pandemic, extraordinary individuals and organisations rose to the occasion and strengthened the fight against the pandemic.

I would like to congratulate the winners of the Healthgiri Awards 21. I would also like to laud the IndiaToday group.

Shri Basavaraj S. Bommai
Hon'ble Chief Minister

It is a matter of pride indeed that we have won the India Today Healthgiri Award for our 'extra-ordinary and successful efforts' in COVID management.

We owe this award to every one in our state who has relentlessly helped strengthen the battle against COVID-19.

A big thank you to all the Healthcare warriors, frontline workers and volunteers for their relentless work during this COVID-19 pandemic.

Gratitude to all the people of the State who supported and stood by the government in controlling this pandemic.

Salutations to the citizens and staff who lost their lives in this battle against pandemic.

Hon'ble Union Minister for Health & Family Welfare Shri Mansukh Mandavia presented the award on 2nd October to Hon'ble Minister for Health & Family Welfare and Medical Education, Dr. K. Sudhakar.

Let's follow the rules and continue our fight against COVID-19.

Health For All, Health Everywhere

